

City Rally



Do you want to find out more about the city of Wetzlar?
Then the city rally is just right for you.
Join in!



Please fill in:

Name or group name: _____

Starting point, fill in letter of the place: _____

Time when you start: _____



What is a City Rally?

City rally means:

There are questions about the city.

You can find the answers on a walking tour of the city.

You get points for correct answers.



City Rally



About the Wetzlar City Rally

The rally takes you to several places in the city.

These places have different letters, from A to R.

You can find these letters on the city map, on the second to last page.

You can also find a line of dots on the map.

This line shows you the way.

For each place with a letter there are one or more questions.

There are 30 questions in total.

Join in and find the right answers!

Please note:

The way through the city includes several stairs.

You can see the places with stairs on the city map.



Tips:

Answer the questions in order, from 1 to 30.

Look for the information signs on the buildings.

They will help you to find the right answers.

City Rally



- A** The rally starts at the square with the name: Domplatz.
Do you see the cathedral?
The cathedral is the most famous building in Wetzlar.
We have some questions for you about the cathedral:

1 What are the colours of the stones at the cathedral?

1 point

2 The cathedral is used by different faith groups.
Some examples for faith groups are:

- Catholic,
- Jewish,
- Muslim,
- Protestant, ...

How many faith groups use this cathedral?

And which are these faith groups?

2 points

3 How many statues at the main entrance of the cathedral look like people?

1 point

City Rally



- B** Look around the square in front of the cathedral.
Do you see the yellow house behind the fountain?
In the house is an optician with the name: Kochniss.

4 What was in this house in the past?



1 point



- C** Turn around to the house with the lettering: Hauptwache.
This means: guard house.

5 What is in this house now?

1 point

City Rally



- D** Now pass on the left of the Hauptwache building.
Go uphill on the street with the name: Pfaffengasse.
At the top is a house in a courtyard.
The name is: Lotte-Haus.

6 There are 3 museums in the courtyard. What are their names?

a) _____

1 point

b) _____

1 point

c) _____

1 point

7 The Lotte-Haus is named after a young woman.
What is her full first name?

1 point

City Rally



- E** Stand in front of the entrance gate and look at the Lotte-Haus.
Turn right and go down the street with the name: Lottestrasse.
At a corner you will see a house with a sign: Zur goldenen Sonne
Go le there into the street with the name: Schmiedsgasse.
Go on to the square with the name: Kornmarkt.

- 8** Do you see the green house?
Which famous person lived there over 200 years ago?

1 point

- 9** Why did this person come to Wetzlar?
Tip:

There was a court in Wetzlar at that me with the name: Reichskammer-Gericht.

1 point

- 10 Bonus question:**

Do you see the house with the colourful statue?
There is a crown with a cross on its head.
The statue shows a Roman emperor.
What was in the house in the past?

1 bonus



City Rally



- F** Go down the stairs on the right.
At the bottom is a street with the name: Gewands-Gasse.

- 11** **Bonus question:**
Count the steps on the way down.
How many steps are there?

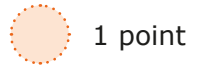


1 bonus

- 12** How did Gewands-Gasse get its name?

Tip:

Gewand is a German word for garment. Gasse is a German word for street.
Look closely at the street signs.

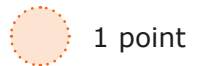


1 point



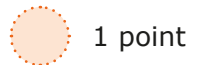
- G** Go along Gewands-Gasse and across the street with the name:
Liebfrauenberg to the square with the name: Eisenmarkt.

- 13** There is a fountain on the Eisenmarkt square.
What is the name of the statue on the fountain?



1 point

- 14** Look for the house with the number 7.
What was in the house from the year 1690 to the year 1806?



1 point

City Rally



- H** Now go downhill along the pedestrian zone.
The street has the name: **Silhöfer Strasse**.
Go on to the square with the name: **Schillerplatz**.



- 15** There is a church with the name: Franziskaner-Kirche.
The building is no longer used as a church.
What is in the building now?

1 point



- 16** Across from the church is an old red house.
It is a half-timbered house.
This means it was partly built with wooden beams.
The name of the house is: Jerusalem-Haus.
Who died there?

1 point

When was that?

1 point

City Rally



- I** Now you pass through a narrow alley.
The alley starts between the church and the shoemakers.
The shoemaker has the name in the window: **Schuhtechnik Schatz**.
Go along the alley until you come to a large yellow house.
The house is on the left.
In the house is a museum for the court, the **Reichskammer-Gericht**.

17 When was the house built?

1 point

18 When did the museum open in this house?

1 point



- J** In the opposite house is also a museum.
The address is: **Kornblumengasse 1**.
The name of the house is: **Palais Papius**.
Palais is French and means palace.
Inside you can see old furniture and handmade art.

19 Who collected these things?

Tip:

It was a children's doctor from Wetzlar.
What is her name?

1 point

City Rally



- K** Now go back through the narrow alley.
Towards the square with the name: Schillerplatz,
to where the old church is.

- 20** Just before the church, there is a square on the left.
What is the name of that square?

1 point



- L** Now cross the square and pass the restaurant with the name: Ludwig's.
Go through the small stone gate.
Go up the stairs.

- 21** In front of you is a park.
What is the name of the park?

1 point

- 22 Bonus-question:**
Go uphill through the park.
On the way, think about:
Where did the park get its name from?



1 bonus

City Rally



- M** Now you are at the top.
Do you see the tower?
It has the name: Säu-Turm. This means: pig tower.
The tower has this name from a door for pigs next to it.
Pigs went out there to eat on the field in the past.
The field was outside the town.
In the evenings the pigs returned to the town.
People brought them back through this door.

23 What are the colours of the door?

3 points



- N** Now go past the tower and through the passage.

City Rally



Go back across the Kornmarkt square to the Domplatz square.
Look at the house with the office of the Tourist-Information.
The house has the address: Domplatz 8.

24 What was in this house first?

1 point

25 What was in the house after that, from the year 1693 on?

1 point



Go down the alley to the right of the Tourist-Information.
The name of the alley is: Baugasse.
At the bottom you can see the old town hall.
The German word for town hall is: Rathaus.

26 What is in this house now?

Tip:

Look only at the big white signs.

a)

1 point

b)

1 point

c)

1 point

City Rally



- P** Now go along the alley with the name: Weissadler-Gasse.
Go down the stairs with the name: Esels-Treppchen.



**This takes you to a bridge.
The name of the bridge is: Alte Lahn-Brücke.**

- 27** How many lanterns are on the bridge?

1 point

- 28** How long has the bridge been there?

Tip:

You can find this on an information sign.

The sign is opposite the bookshop with the name: Rote Zora.

1 point

City Rally



Q Go down the small spiral stairs at the bridge.
At the bottom is a park.
A stone with a plaque lies in front of you.

29 What is the name of the park?

1 point


R You are almost done with the rally!
Just one more question:

30 Wetzlar has 8 sister cities.
Name 3 of the cities.

3 points

Bonus-question:

Can you name all the sister cities?
Then you get one bonus point for each city.



5 bonus points

City Rally



Results

A total score of 37 points is possible.

This is the total of your points: _____ points

A total score of 8 bonus points is possible.

This is the total of your bonus points: _____ points

City Rally



About the easy-to-read texts

These translators made the easy-to-read texts:

- Gisela Moser wrote the German texts.
- Andrea Kirchner translated the texts into English.
- Inga Schiffler translated the texts into Spanish.

These user groups checked the texts:

- The user group of Diakonie Mark-Ruhr Teilhabe und Wohnen checked the German texts.
- The user group of Inspired UK checked the English texts.
Speaking Up Together – making EasyRead information.
- The user group of Plena Inclusión Madrid checked the Spanish texts.



The translators and the members of the review groups are trained experts for easy-to-read information.

The texts are written according to the European rules for easy-to-read information.

The blue picture on the left is the:

© European Easy-To-Read Logo of Inclusion Europe.

More information at: www.inclusion-europe.eu

Tourist-Information

Address: Domplatz 8

35578 Wetzlar

Phone: 0049 64 41 99 77 55 · Fax: 0049 64 41 99 77 59

E-Mail: tourist-info@wetzlar.de · Internet: www.wetzlar-tourismus.de

City Rally

City Map

The city map helps you find your way through Wetzlar.

Do you see the line of dots?

It shows you the way from place to place.

The letters in the orange circles show the different places.

The little grey lines in the map stand for stairs.

